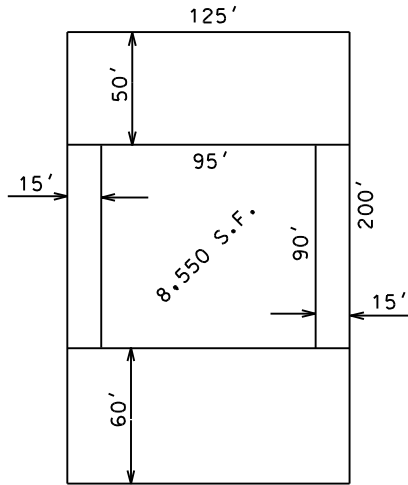


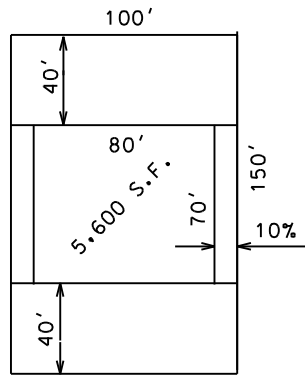
VILLAGE OF GODFREY
 RESIDENTIAL DISTRICT R-1 TO R-4
 SINGLE FAMILY DWELLING DISTRICT
 ILLUSTRATION OF YARDS/SET BACKS

R-1
 MINIMUM
 LOT AREA
 25,000 S.F.



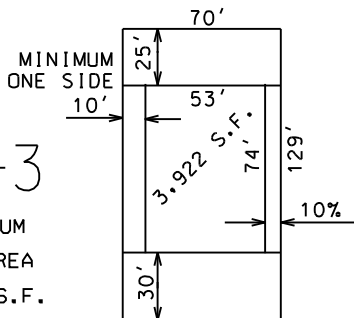
- FRONT YARD SET BACK FROM PROPERTY LINE 50 FEET
- SIDE YARD SET BACK FROM PROPERTY LINE 15 FEET
- SIDE YARD SET BACK FRONTING STREET FROM PROPERTY LINE 50 FEET
- REAR YARD SET BACK FROM PROPERTY LINE 50 FEET
- ACCESSORY BUILDING (ALL DISTRICTS)
 5' SIDE YARD, 7 1/2 REAR YARD FROM PROPERTY LINE

R-2
 MINIMUM
 LOT AREA
 15,000 S.F.



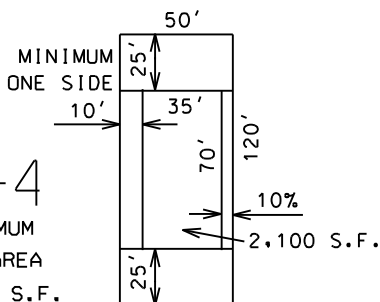
- FRONT YARD SET BACK FROM PROPERTY LINE 40 FEET
- SIDE YARD (BOTH) SET BACK FROM PROPERTY LINE 10 % OF WIDTH (10' MINIMUM BOTH SIDES)
- SIDE YARD SET BACK FRONTING STREET FROM PROPERTY LINE 25 FEET
- REAR YARD SET BACK FROM PROPERTY LINE 40 FEET

R-3
 MINIMUM
 LOT AREA
 9,000 S.F.



- FRONT YARD SET BACK FROM PROPERTY LINE 25 FEET
- SIDE YARD SET BACK FROM PROPERTY LINE 10 % OF WIDTH (10' MINIMUM ONE SIDE)
- SIDE YARD SET BACK FRONTING STREET FROM PROPERTY LINE 25 FEET
- REAR YARD SET BACK FROM PROPERTY LINE 30 FEET

R-4
 MINIMUM
 LOT AREA
 6,000 S.F.



- FRONT YARD SET BACK FROM PROPERTY LINE 25 FEET
- SIDE YARD SET BACK FROM PROPERTY LINE 10 % OF WIDTH (10' MINIMUM ONE SIDE)
- SIDE YARD SET BACK FRONTING STREET FROM PROPERTY LINE 25 FEET
- REAR YARD SET BACK FROM PROPERTY LINE 25 FEET