



Godfrey Parks and Recreation Master Plan Community Survey Summary

Page intentionally left blank.



Community Survey Executive Summary

The Community Survey for the Godfrey Parks and Recreation Master Plan was available online from October 5, 2020 to November 16, 2020. The survey link was shared through social media and village & park email distribution lists. Six hundred twenty-eight (628) surveys were collected during this time. Sixty-two percent (62%) were submitted by people in households with children under the age of 18 living at home; while 32% of response were submitted by senior citizen households. Ninety-six percent (96%) of respondents are white or caucasian.

The survey consisted of seven sections:

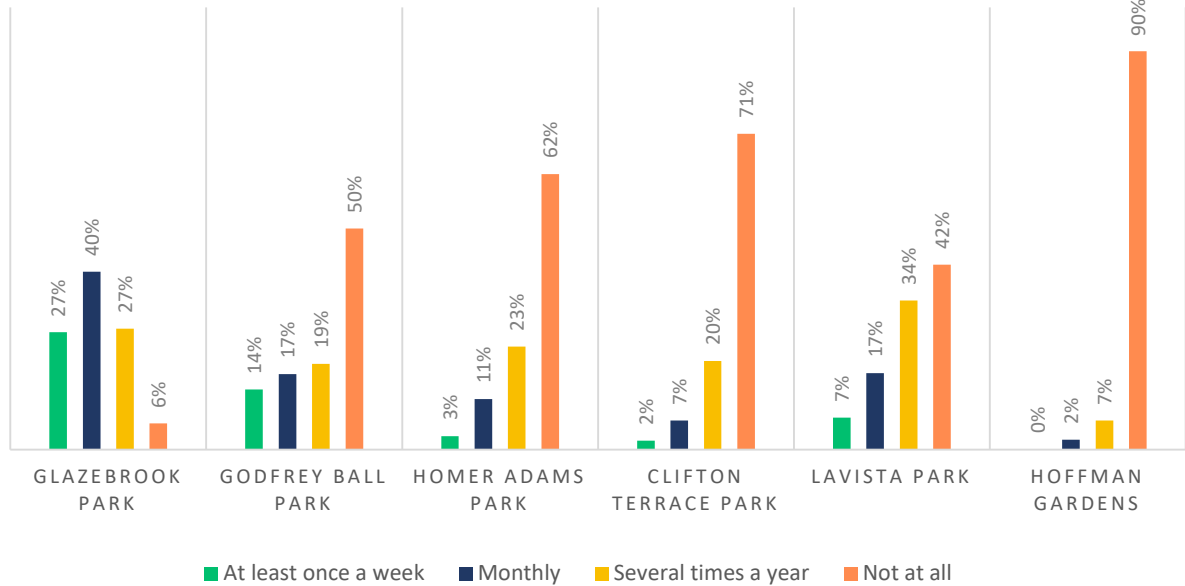
- » Park Usage
- » Facility Conditions
- » Park Access
- » Programming
- » Communications
- » Recreation Center
- » Park and Recreation Values

Glazebrook Park is the most visited of all parks in Godfrey. Generally, respondents are satisfied with the parks and park amenities provided by Godfrey Parks and Recreation. There is interest from respondents in increased communication, exploring the possibility of adding an indoor recreation center, and improving and expanding upon existing and parks and programs. The full survey summary is detailed in the following pages.

PARK USE

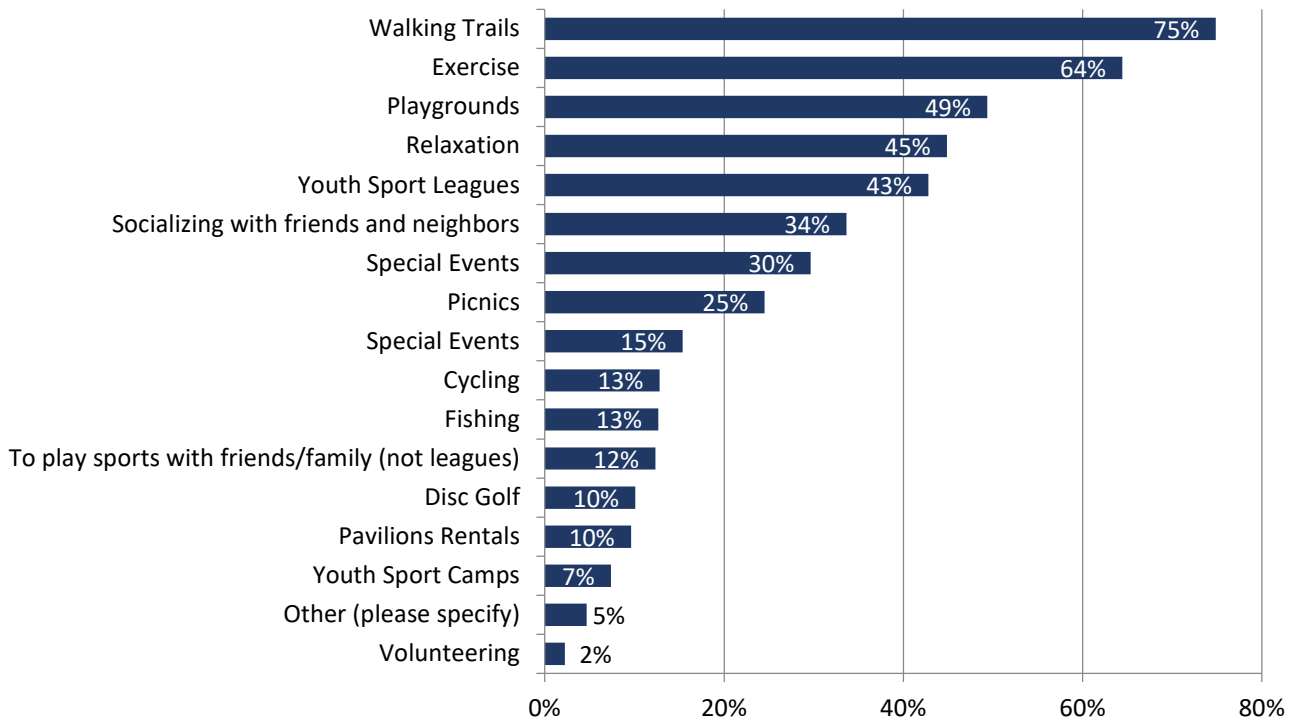
In the past year, how often have you or a member of your household visited these Godfrey Parks?

Glazebrook Park is the most visited park among survey respondents with 67% of them visiting the park at least once a month. Godfrey Ball Park, LaVista Park, and Homer Adams Park, respectively, are the next most visited Parks. Hoffman Gardens is the least visited park, with 90% of respondents never visiting.



Why do you visit Godfrey Parks?

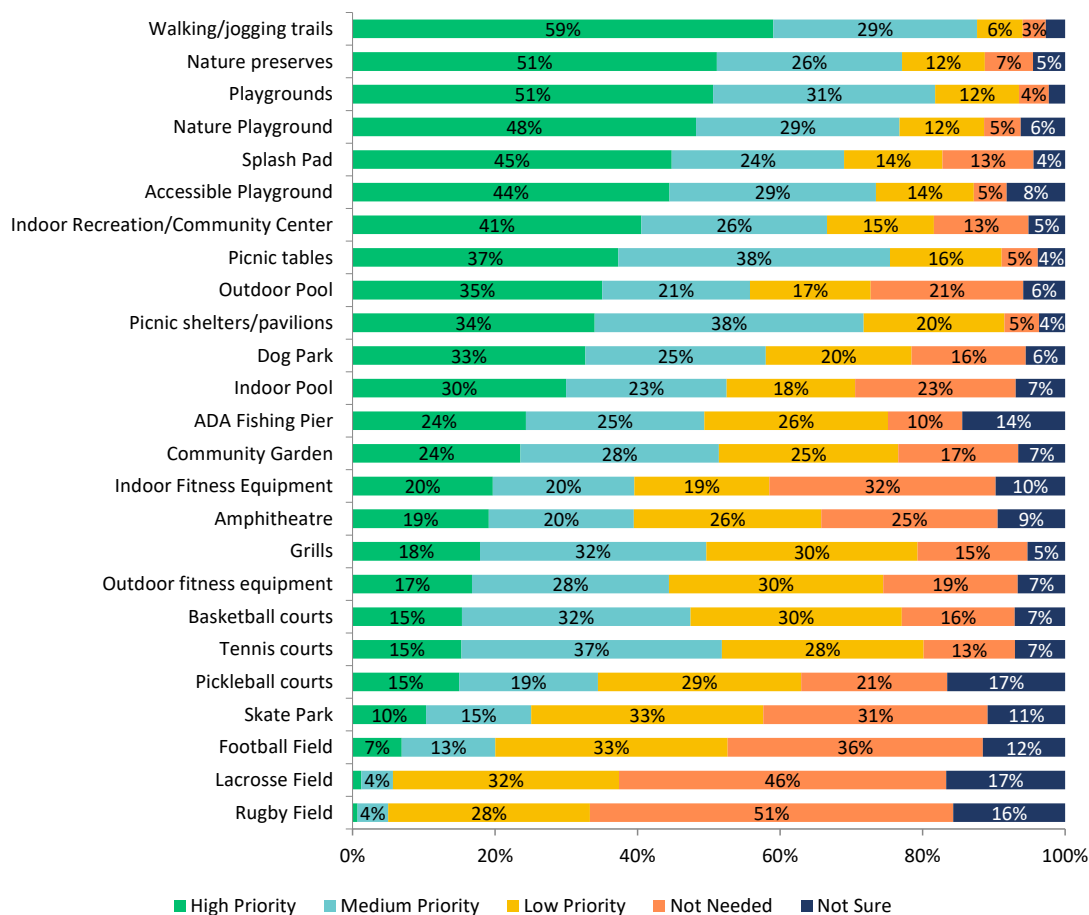
The most common reasons reported by respondents for visiting Godfrey parks were for walking trails (75%), exercise (64%), playgrounds (49%), relaxation (45%), and youth sports (43%). Popular 'other' answers included walking dog(s), playing Pokemon Go, and nature viewing activities.



PARK USE

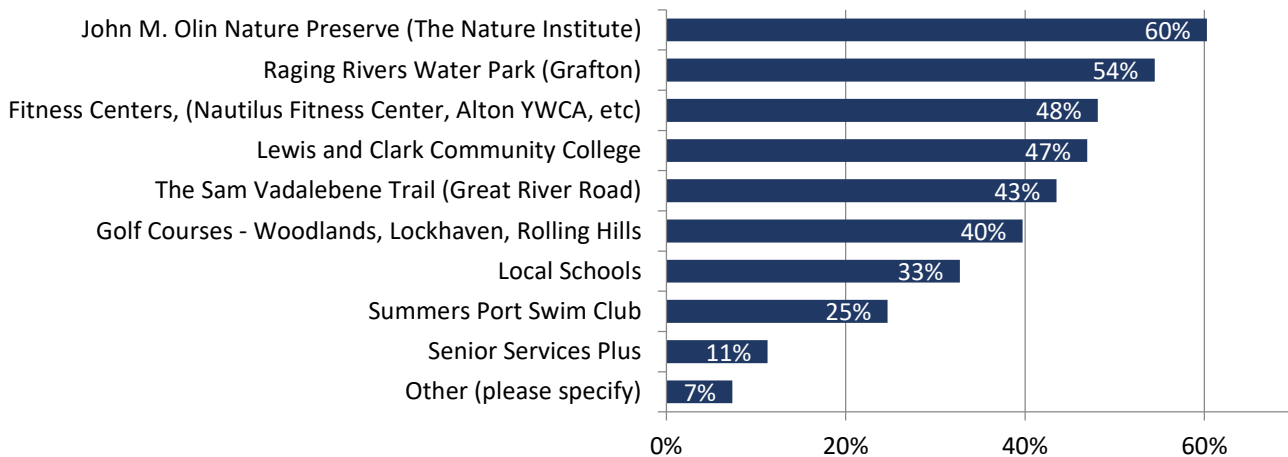
What amenities would you like to see added to our parks?

Walking/jogging trails, playgrounds, nature preserves, and splash pad were ranked as a high priority by the most survey respondents. In addition to these, accessible playgrounds, indoor recreation/community center, picnic tables, and shelters were ranked as high or medium priority by over 60% of respondents.



Do members of your household visit any of these parks or recreational facilities not owned by the Village of Godfrey to meet your needs?

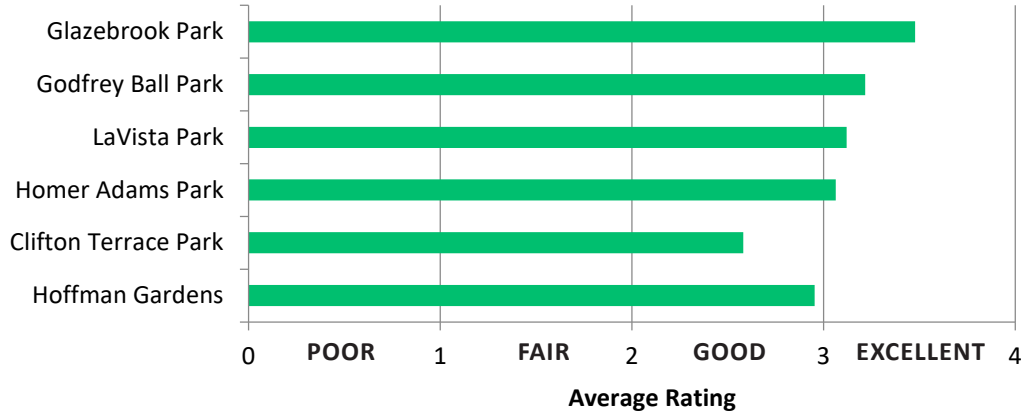
Sixty percent of survey respondents also visit John M. Olin Nature Preserve for recreation, 54% visit Raging Rivers, and 49% visit local fitness centers.



FACILITY CONDITIONS

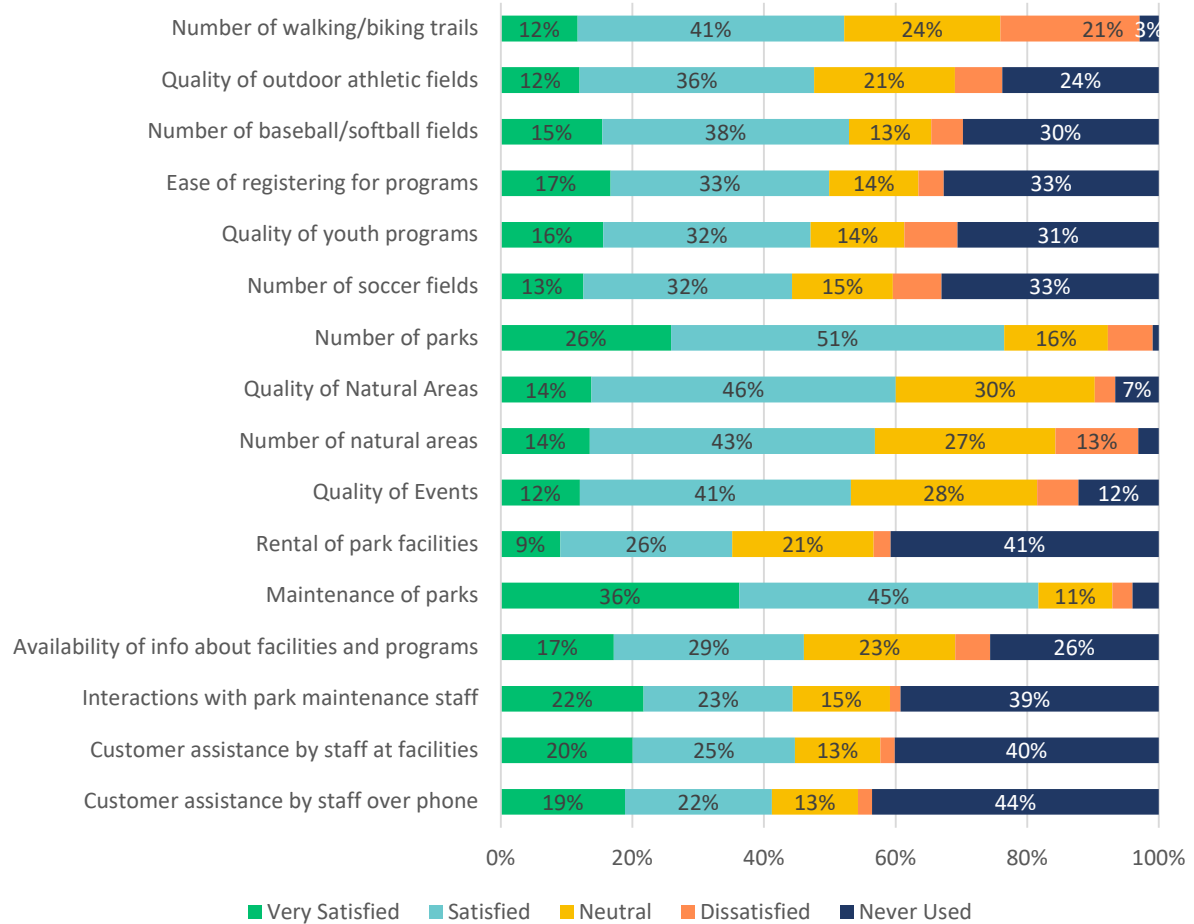
How would you rate the overall condition of facilities at each park?

Respondent were asked to rate the overall condition of facilities at each park on a scale from one to four; where one is Poor and four is Excellent. The chart below illustrates the average rating for each park. 'Unsure' responses were not included in the average. About 50% of respondents were 'unsure' about facilities Homer Adams and Clifton Terrace Parks, while 84% were 'unsure' about facilities at Hoffman Gardens.



Rate your level of satisfaction with the following services provided by the Godfrey Parks and Recreation Department:

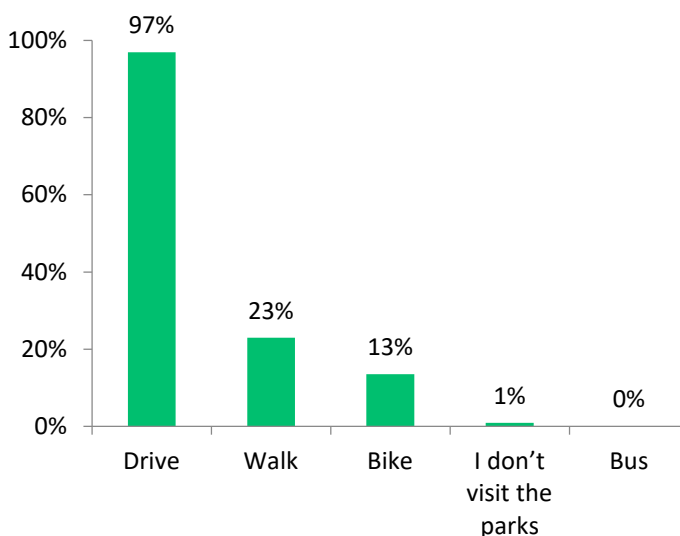
Respondents are most satisfied with the number of parks and maintenance of parks. Number of walking/biking trails and numbers of nature preserves received the largest percentages of dissatisfied ratings.



PARK ACCESS

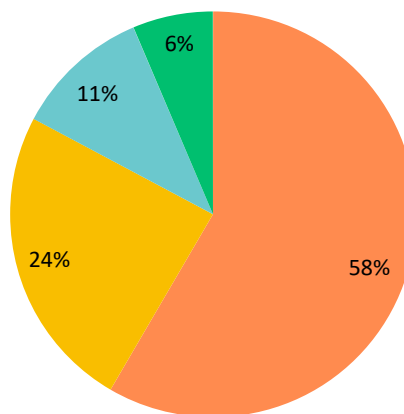
How do you get to our parks?

Most survey respondents access Godfrey parks by driving. Walking and biking are used occasionally.



I wish there was a park closer to my home. The nearest park is too far away.

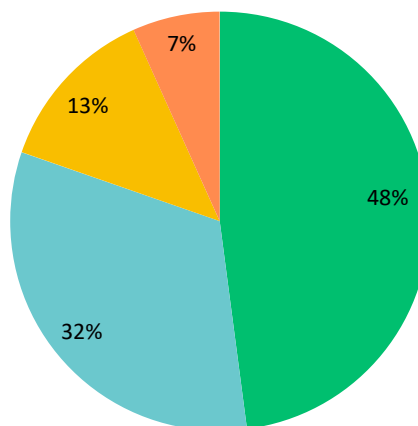
Most survey respondents answered that they disagree or feel neutral about this statement. Seventeen percent (17%) agree or strongly agree.



Disagree Neutral Agree Strongly agree

I think trail connections between parks and neighborhoods are important.

Eighty percent of respondents strongly agree or agree that links between neighborhood and parks are important. Only 7% of respondents disagreed with this statement.

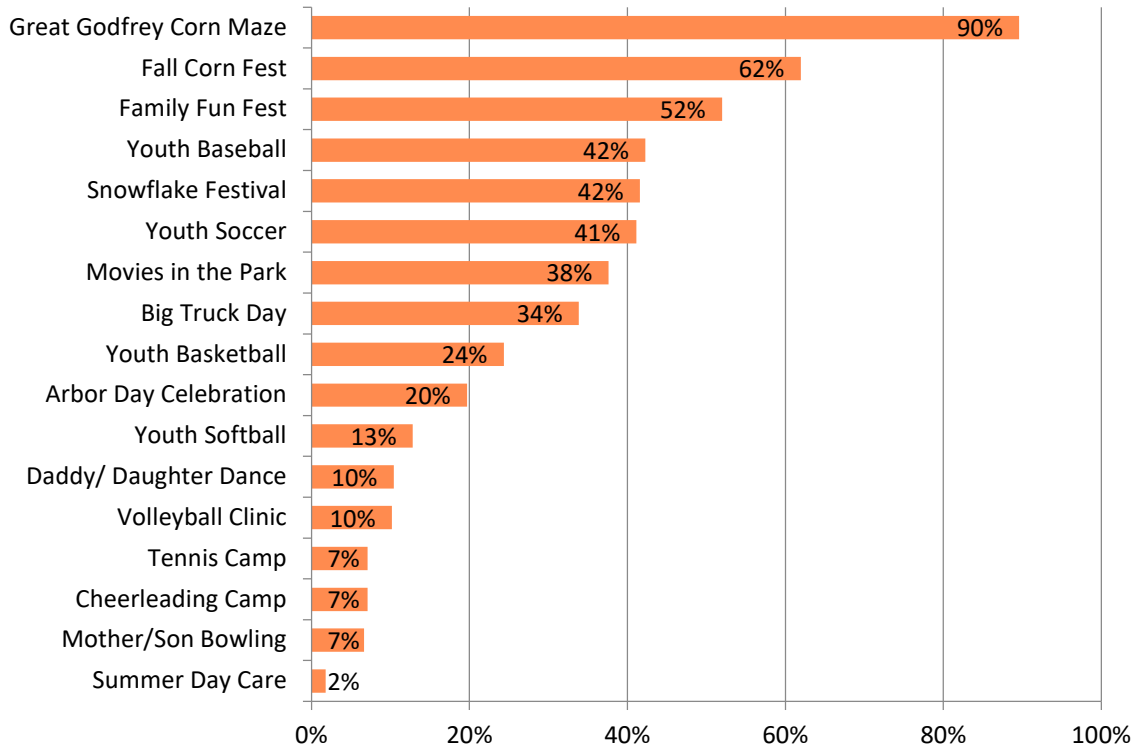


Strongly agree Agree Neutral Disagree

PROGRAMMING

Prior to the coronavirus pandemic, did you or members of your family participate in any of the following park programs and events?

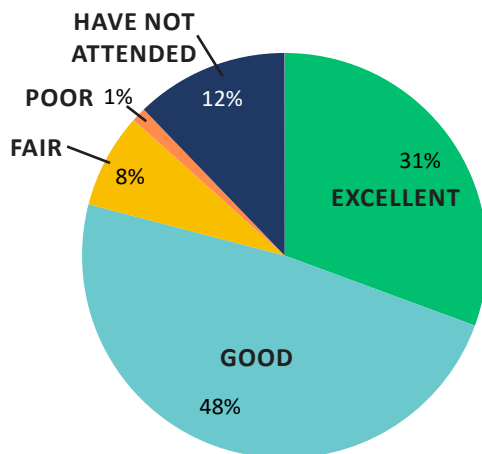
The Great Godfrey Corn Maze, Fall Corn Fest, and Family Fun Fest were the top three most attended programs among survey respondents. Summer Day Care was the least attended by respondents.



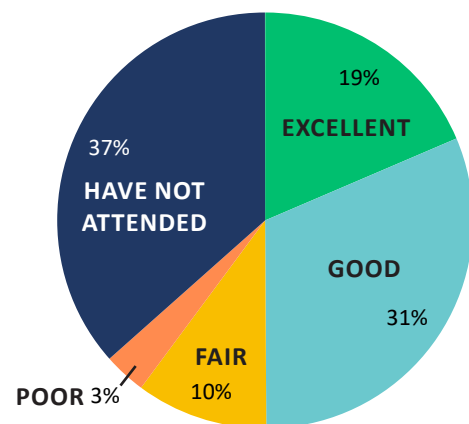
Which three programs or events are most important to your household?

When asked which of the programs and events in the chart above were the most important to their household, the top responses were; Great Godfrey Corn Maze (267), Youth Baseball (181), Youth Soccer (158), and Family Fun Fest (122).

How would you rate the overall quality of Events members of your household have attended?

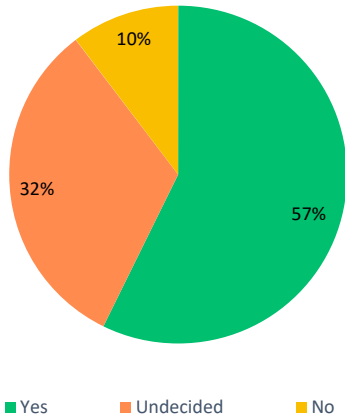


How would you rate the overall quality of Youth Sport Programs members of your household have participated in?



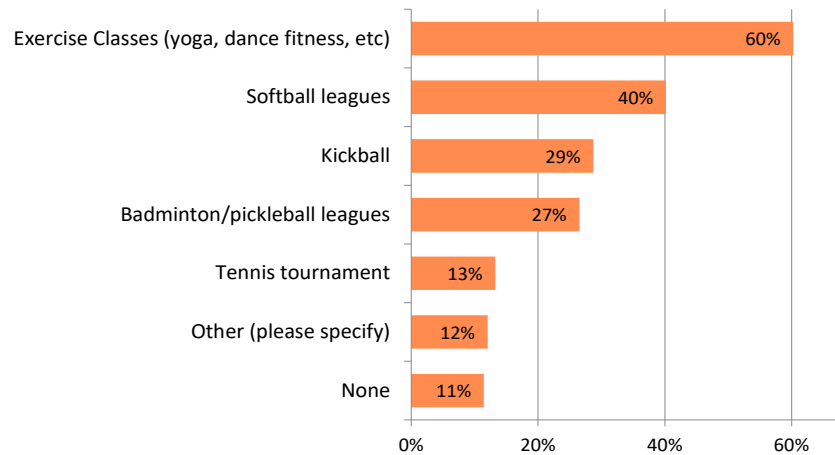
PROGRAMMING

Should the Parks and Recreation Department consider providing more adult programs?

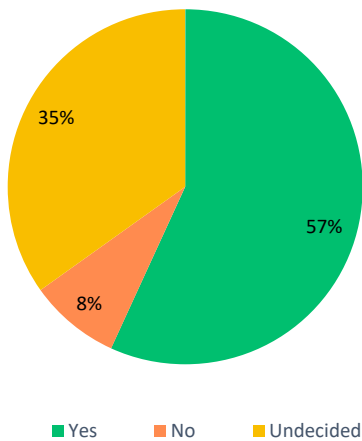


The majority of respondents said the Parks and Recreation Department should consider providing more adult programs. Exercise classes, softball leagues, kickball, badminton and pickleball leagues ranked highly as programs to be considered. Popular 'other' answers included: volleyball, disc golf leagues or tournaments soccer league, and other intramural activities.

What types of adult programs should be considered?

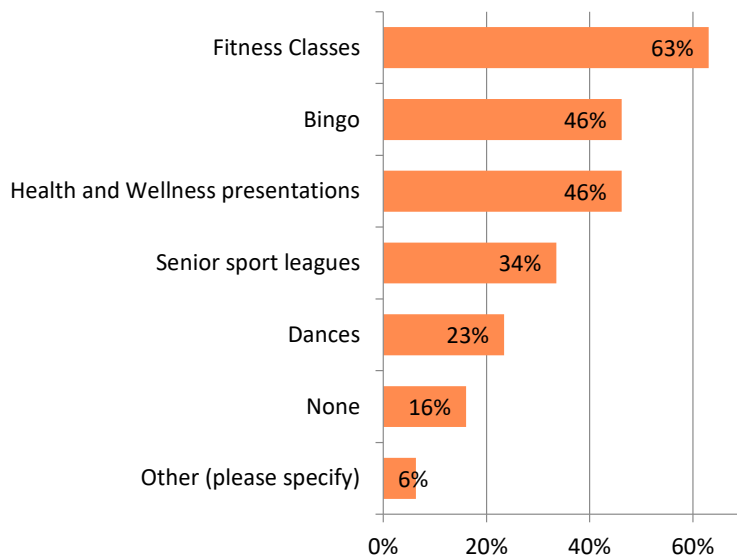


Should the Parks and Recreation Department consider providing more senior programs?



The majority of respondents said the Parks and Recreation Department should consider providing more senior programs. Fitness classes, bingo, and health and wellness presentations ranked highly as programs to be considered. Popular 'other' answers included: pickleball, walking groups, disc golf and traditional golf.

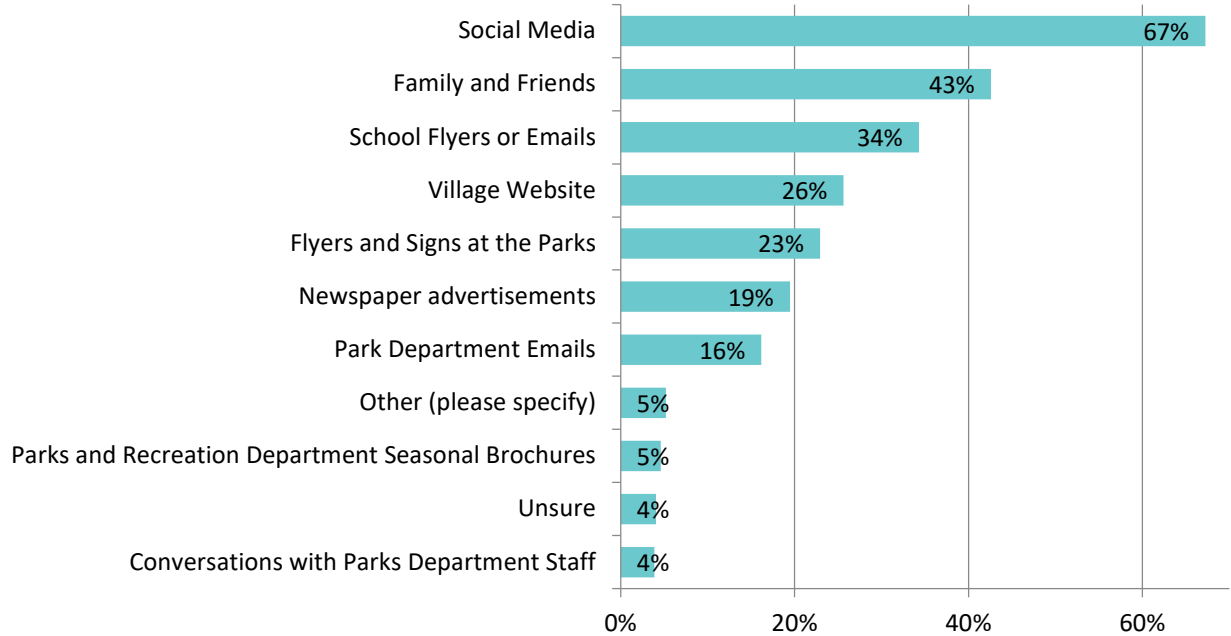
What types of senior programs should be considered?



COMMUNICATIONS

How do you learn about Godfrey parks, events, and programs?

Survey respondents are currently learning about Godfrey’s parks, events and programs through social media, family and friends, and school flyers or emails.



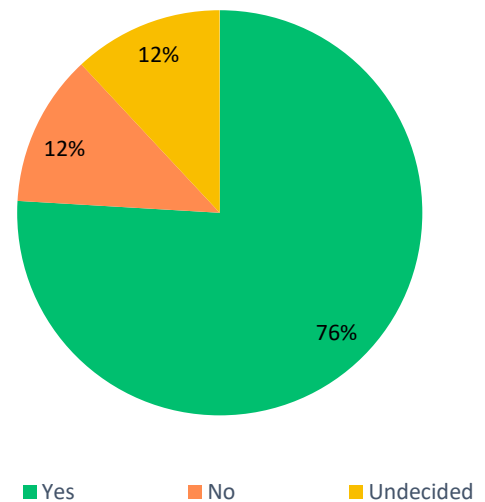
What is your preferred method of learning about Parks, Programs, and Events?

From the list above, respondents were asked to select their top two preferred methods of communication. Social media (69%), Park and Recreation Department emails (28%), school flyers or emails (24%), and the Village website (22%) were the highest ranking methods.

RECREATION CENTER

Do you think the Village of Godfrey should consider building an Indoor Recreation Center?

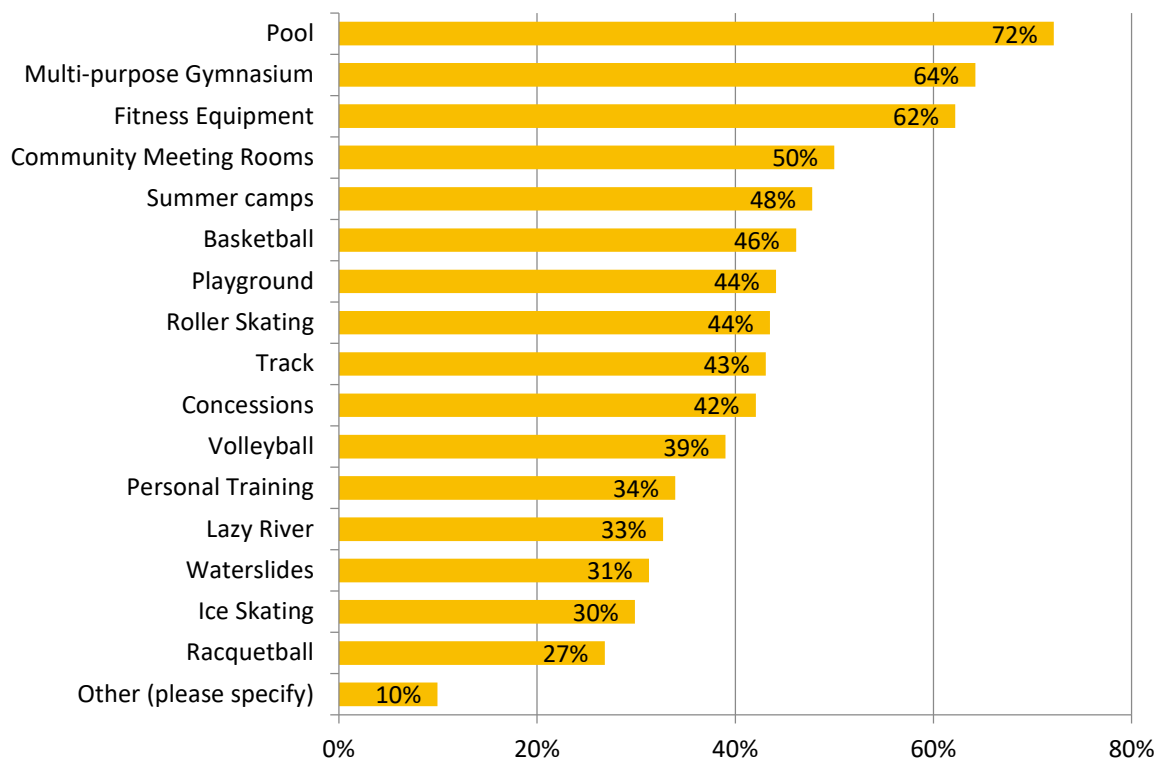
The majority (76%) of survey respondents think the Village of Godfrey should consider an indoor recreation center. Twelve percent (12%) are opposed to considering a Recreation Center and 12% are undecided.



RECREATION CENTER

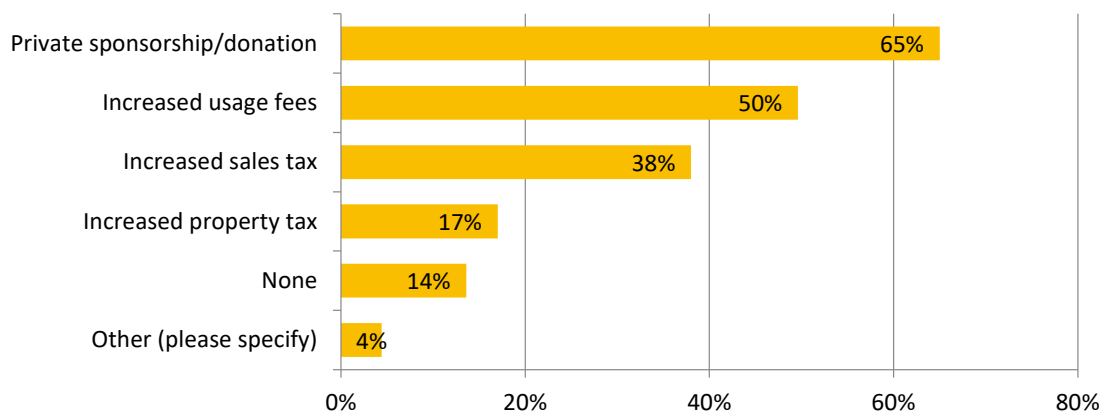
If there was an Indoor Recreation Center in Godfrey, what types of activities would you want to be included inside the building?

According to survey respondents, the most popular activities to be included in a new indoor recreation center are a pool, multi-purpose gym, and fitness equipment. Popular 'other' answers included pickleball/tennis, rock climbing, and indoor turf.



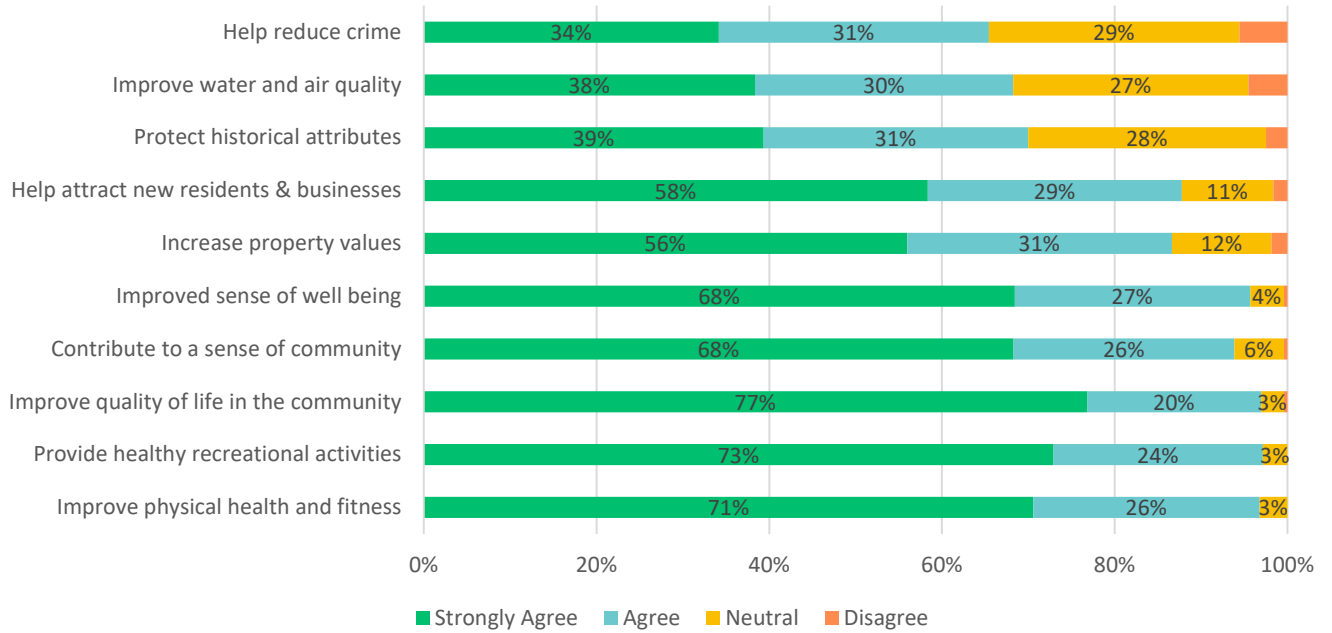
Would you support any of these funding sources to support construction and operation of an Indoor Recreation Center?

The most popular funding source among survey responses was private sponsorship/donation (65%), followed by increased usage fees (50%), and increased sales tax (38%).



PARK AND RECREATION VALUES

Parks, natural areas, and recreation facilities are important to me because they:



Survey respondents were asked to rate how strongly they agree with each of the values of parks, natural areas, and recreation facilities listed in the chart above. Improve quality of life in the community, provide healthy recreational activities, and improve physical health were the values to which respondents most strongly agreed.

Which of the benefits listed above are most important for your household?

When asked which of the benefits listed above were the most important to the respondent’s household, to provide healthy recreational activities was the most commonly choose benefit, followed by improve physical health and improve quality of life in the community.



BONUS

If you had \$100 to spend on various services provided by the Parks and Recreations Department, how would you spend it?

Respondents were given a \$100 sum and asked to divide it among the listed park services and improvements, however they wished to spend it. They could divide the amount however they wished, as long as it did not exceed \$100. In the chart below, the total amount spent per item is indicated by the green bars and the right axis. The left axis and orange line indicated the average spent per person on each issue.

Develop a new indoor recreation facility received the most total money and the highest spent per person average. Developing new programming had the lowest total and per person spent.

